

6

OUR THINGS

A5 & B14

1 Look, predict, and draw. Listen.



Find the backpacks.



LANGUAGE CENTER

NIKAN PRIME

Unit Preview; FIND IT in the unit: backpacks

UNIT 6

61

Listen and say. Find and match.



cell phone



tablet



laptop



backpack



3 Listen and say. Find and match.



necktie



ring



necklace



hat



Vocabulary Presentation: necktie, ring, necklace, hat; above; Language Review: prepositions of location
 Language Presentation: *Where is (my) (necklace)? I don't know./It's (above) your bed.*



Cut out, listen, and paste.



big



bigger



long



longer



tall



taller



fast



faster

5 Listen and cross out the picture that has a different initial sound.

V




v




LANGUAGE CENTER

Q




q




Y




y




W





w




6 ✂ Trace letters. Cut out and paste. Trace, read, and color. 🎵



It is a red



It is a pink



That is a big yo-yo!





LANGUAGE CENTER

NIKAN



What are you looking for?



I'm looking for hats.

1

2



The hats are next to the sweaters.



Thank you.



I'm looking for my daughter.



Here I am!
I'm hungry.

3



What are you looking for?



I'm looking for a restaurant!

4

Listen and say. Count and write the numbers.



$70 =$



 $=$ 71

 $=$ _____

$80 =$






 $=$ _____


 $=$ _____



8 ✂ Look closely. Cut out and paste cutouts in order.



LANGUAGE CENTER

WWW

2

3

PROJECT

Make an Eco-collage



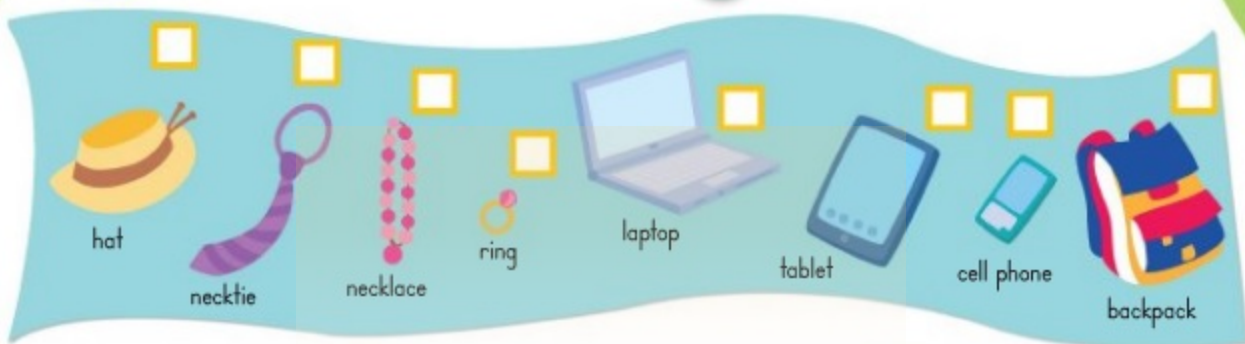
Wow!
What is it?



Amazing Project: Work together to make an eco-collage.
Science and Art Connections

WRAP-UP

9 Ask, answer, and check. 🎵



Where is
my cell phone?



It's in the
backpack.



LANGUAGE CENTER

NIKAN PRIME



7

ANIMALS

A5 & B27

1

Look, predict, and draw. Listen.



Find the lions.

2 Listen and say. Find and match.



giraffe



tiger



kangaroo



seal

Do you see the giraffes?

Yes, I do. They're tall!

3 Listen and say. Find and match.



zebra



elephant



lion



monkey



Vocabulary Presentation: zebra, elephant, lion, monkey; thirsty, tired, hungry
 Language Presentation: What are the (monkeys) doing? They are (eating). They're hungry!



Listen. Cut out, listen again, and paste.





morning



afternoon



night



5 Listen, trace, and write the letters. 

X x



x-ray



fo



bo



a

Z z



zebra



zipper



giraffe





zigzag

6 Trace and read. Color the frame around the correct picture.



You are reading!

I see a fox.



It is in a zoo.





LANGUAGE CENTER



Do you see the tigers?



Yes, I do. Let's find the seals.

1

2



Do you see the seals?



No. Where are they?



LANGUAGE CENTER

NIKAN PRIME



Look down! What are they doing?



They are swimming.

3 4



Do you see Mom and Dad?



Yes! They are behind us!



Listen and say. Count and write the numbers.



90 =

$\text{12 fans} = \underline{\hspace{2cm}}$

$\text{12 fans} = \underline{\hspace{2cm}}$

100 =

10 20 30 40 50 60 70 80 90 100





8 ✂ Look closely. Cut out and paste the plants and animals that live underwater.



PROJECT

Make Fish for a Coral Reef



LANGUAGE CENTER


NIKAN PRIME

It's an underwater garden!

Amazing Project: Make a coral reef and role-play swimming around it carefully.
Science and Art Connections

UNIT 7

83

9 Ask, answer, and check. 

What are the
zebras doing?

They are eating.



GO TO
SHOW
TIME
Page 106

8

PLACES

A5 & B39

1 Look, predict, and draw. Listen.




Find mountains!



Listen and say. Find and match.



beach



mountains



lake



stream



Listen and say. Find and match.



camping



hiking



fishing



jogging



Trace the words and read. Listen and match.



first

then

last



LANGUAGE CENTER

NIKAN PRIME



5 Read, trace, and stick.

I see a **car**.

It is red.



I see a **bus**.

It is long.



I see a **plane**.

It is big.



6



Trace and complete. Cut out, choose, and paste. Write.



I see a _____ .

LANGUAGE CENTER
NIKAN PRIME

_____ .

B47

Camping



What do you want to do?



I want to go hiking!

1



Look, a stream!



I see birds and butterflies.

2

WHOOOOOOO



What's THAT?
I'm scared!

3

4



It's a bird!



Wow. I want
to see it.


7 Listen and stick.



7 o'clock



9 o'clock



11 o'clock



2 o'clock



6 o'clock



8 o'clock





8 ✂ Look closely. Cut out and paste the cutouts in order.



1



2



3

PROJECT

Make Butterfly Wings



LANGUAGE CENTER

You are changing
and growing!



Amazing Project: Make butterfly wings and act out how caterpillars make cocoons and become butterflies.
Science and Art Connections

UNIT 8

95

9 Ask, answer, and check. 

stream



fishing



beach



jogging



mountains



hiking



lake



camping

Where do you
want to go?

I want to go to
the beach.

LANGUAGE CENTER

NIKAN PRIME

GO TO
SHOW
TIME
Page 107

9

SHOW TIME!



Listen and sing.



WB



Find the bugs.



LANGUAGE CENTER

NIKAN PRIME

Make Puppets and Masks

Hanger Mask



Box Puppet



Headbands



Sock Puppet



Make Props and Signs



Murals



Peeking Posters



Sleeping Bag Cocoon

What is this?





SHOW
TIME

Unit 1 AT SCHOOL

Color a face and draw. Say.



I know
Unit 1



I need
help!



LANGUAGE CENTER

NIKAN PRIME



Unit 2 FEELINGS

Color a face and draw. Say.



I know
Unit 2



I need
help!



LANGUAGE CENTER

NIKAN PRIME



**SHOW
TIME**

Unit 3 HOME

Color a face and draw. Say.



I know
Unit 3



I need
help!



LANGUAGE CENTER

NIKAN PRIME





SHOW
TIME

Unit 4 RECYCLE

Color a face and draw. Say.



I know
Unit 4



I need
help!



LANGUAGE CENTER

NIKAN PRIME



Let's count!

1, 2, 3!



SHOW
TIME

Unit 5 EATING OUT

Color a face and draw. Say.



I know
Unit 5



I need
help!



LANGUAGE CENTER

NIKAN PRIME

Our Artwork





SHOW
TIME

Unit 6 OUR THINGS

Color a face and draw. Say.



I know
Unit 6



I need
help!



LANGUAGE CENTER

NIKAN PRIME



**SHOW
TIME**

Unit 7 ANIMALS

Color a face and draw. Say.



I know
Unit 7



I need
help!



LANGUAGE CENTER

NIKAN PRIME



SHOW
TIME

Unit 8 PLACES

Color a face and draw. Say.



I know
Unit 8



I need
help!



LANGUAGE CENTER

NIKAN PRIME



The
End





Cutouts for Unit 1

page 6



page 10



NTC
PRIME



Cutouts for Unit 2

page 18



page 22



LANGUAGE CENTER
NTCL
MIKAN
PRIME

page 30



page 34



page 42



page 46




page 54



page 58



page 64



page 66



page 70



NTC LANGUAGE CENTER
NIKAN PRIME

page 76



page 82



page 90



page 94



Big Fun 3


Unit 1
Page 9



Unit 2
Page 21



Unit 3
Page 33



Unit 4
Page 45





My Portfolio

